



# CHANGING Lives CHANGING Communities



DISABILITY NETWORK/MICHIGAN  
2014 ANNUAL REPORT

# Michigan's Independent Living Network

Michigan's Independent Living Network is comprised of Centers for Independent Living, Disability Network/Michigan and the Michigan Statewide Independent Living Council.



## **Centers for Independent Living (CILs)**

Michigan has 15 federally-designated Centers for Independent Living (CILs) that focus on removing barriers for people with disabilities and promoting self-sufficiency. We take a two-pronged approach to our services; helping people discover and reach their goals for self-sufficiency and helping communities become more inclusive through education and advocacy.

CILs are unique in that they are community-based, private non-profits that are governed and staffed predominantly by people with disabilities. CILs serve people of all ages, and all types of disabilities. But, it doesn't stop there ... we are also a great resource for families, caregivers, state/local government, legislators, businesses and community organizations.

Supports to individuals are focused on helping people take charge of their lives and becoming participating, productive and tax-paying members of their community. We do this through a variety of services that include: Information and Referral, Peer Support, Independent Living Skill Development, Individual and Systems Advocacy and Community Transitions.

## **Disability Network/Michigan (DN/M)**

Disability Network/Michigan represents the collective voice and efforts of Michigan's CILs at the state and national level. DN/M is devoted to supporting and building sustainable Centers for Independent Living through leadership development, relationship building, effective communication and mobilizing around issues that will have the greatest impact on delivering high-quality independent living services to people with disabilities.

## **Statewide Independent Living Council (SILC)**

The SILC is an independent agency created by the Governor's Executive Order, in accordance with the federal Rehabilitation Act. By law, each state must establish an SILC to be eligible for federal funding. The Council is responsible for collaborative development of the State Plan for Independent Living (SPIL) which serves as the roadmap to improve independent living for Michigan's citizens with disabilities. The SPIL developed in coordination with Michigan's CILs, along with input from a variety of other organizations and people with disabilities. To access the State Plan for Independent Living, visit [www.misilc.org](http://www.misilc.org).



# Investing In CILs Saves the State Money

In 2014, for every GF/GP dollar invested in CILs we returned \$12. This translates into total taxpayer savings of \$47 million.



## **CILs Promote Independence, Economic Self-Sufficiency, Equal Opportunities and Full Participation in Society**

The benefits to Michigan's economy when we promote independence and economic self-sufficiency for people with disabilities include:

- Increased fiscal responsibility and decreased dependence on public assistance
- Employment and increased tax revenue
- Home ownership
- Ability to pay for healthcare
- Increased purchasing power and spending on Michigan's products and services

When Michigan's citizens with disabilities do not have access to opportunities which promote self-sufficiency, the cost to Michigan is great. First, the loss in human potential is incalculable. Each of Michigan's CILs have a myriad of stories of real people who they helped discover a hidden wealth of self-empowerment which they have in turn used to better themselves and their communities. Second, when people with disabilities are not empowered to live independent lives, the direct costs in Michigan total in the billions.

These costs include:

- Medicaid/Medicare
- Housing vouchers and other housing support
- Temporary assistance to needy families
- Supplemental Nutrition Assistance Program
- Social Security Income
- State disability aid
- Transportation supports
- Judicial/corrections system

Plus, there are many other costs to a community such as the stress on community food banks, homeless shelters and other community services.

Every citizen in Michigan with a disability deserves the opportunity to reach their full potential, and CILs have a long history of being a wise investment to help people discover and reach that potential, along with helping to advocate for policy changes on a local, state and federal level that ensures equal opportunity and full participation into society.



# CIL Contact List

Ann Arbor Center for  
Independent Living  
3941 Research Park Drive  
Ann Arbor, MI 48108  
734.971.0277  
[www.aacil.org](http://www.aacil.org)

Disability Network/  
Oakland & Macomb  
16645 15 Mile Road  
Clinton Township, MI 48035  
586.268.4160  
[www.dnom.org](http://www.dnom.org)

Disability Network/  
Wayne County-Detroit  
5555 Conner  
Suite 2075  
Detroit, MI 48213  
313.923.1655  
[www.dnwayne.org](http://www.dnwayne.org)

The Disability Network  
3600 S. Dort Hwy., Suite 54  
Flint, MI 48507  
810.742.1800  
[www.disnetwork.org](http://www.disnetwork.org)

Disability Advocates  
of Kent County  
3600 Camelot Drive SE  
Grand Rapids, MI 49546  
616.949.1100  
[www.dakc.us](http://www.dakc.us)

Disability Network/  
Lakeshore  
426 Century Lane  
Holland, MI 49423  
616.396.5326  
[www.dnlakeshore.org](http://www.dnlakeshore.org)

Disability Network/  
Southwest Michigan  
517 E. Crosstown Parkway  
Kalamazoo, MI 49001  
269.345.1516  
[www.dnswm.org](http://www.dnswm.org)

disAbility Connections  
409 Linden Ave.  
Jackson, MI 49203  
517.782.6054  
[www.disabilityconnect.org](http://www.disabilityconnect.org)

Capital Area Center for  
Independent Living  
2812 N. Martin Luther  
King Jr. Blvd.  
Lansing, MI 48906  
517.999.2760  
[www.cacil.org](http://www.cacil.org)

Superior Alliance for  
Independent Living  
1200 Wright St., Suite 3  
Marquette, MI 49855  
906.228.5744  
[www.upsail.com](http://www.upsail.com)

Disability Network/  
Mid-Michigan  
1705 S. Saginaw Road  
Midland, MI 48640  
989.835.4041  
[www.dnmm.org](http://www.dnmm.org)

Disability Network/  
West Michigan  
27 E. Clay Ave.  
Muskegon, MI 49442  
231.722.0088  
[www.dcilmi.org](http://www.dcilmi.org)

Blue Water Center for  
Independent Living  
1042 Griswold, Suite 2  
Port Huron, MI 48060  
810.987.9337  
[www.bwcil.org](http://www.bwcil.org)

Disability Network/Southwest  
Michigan-Berrien/Cass  
2900 Lakeview Ave.  
St. Joseph, MI 49085  
269.985.0111  
[www.dnswm.org](http://www.dnswm.org)

Disability Network/Northern  
Michigan  
415 E. Eighth St.  
Traverse City, MI 49686  
231.922.0903  
[www.disabilitynetwork.org](http://www.disabilitynetwork.org)

MI Statewide Independent  
Living Council  
417 Seymour Ave., Suite 10  
Lansing, MI 48933  
517.371.4872  
[www.misilc.org](http://www.misilc.org)

Disability Network/Michigan  
517.339.0539  
[www.dnmichigan.org](http://www.dnmichigan.org)

# Changing Communities: 2014 Highlights

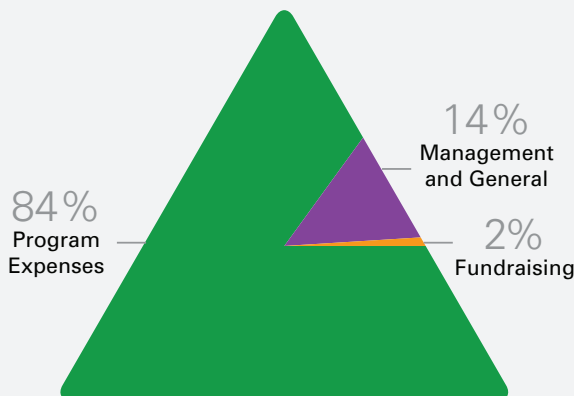
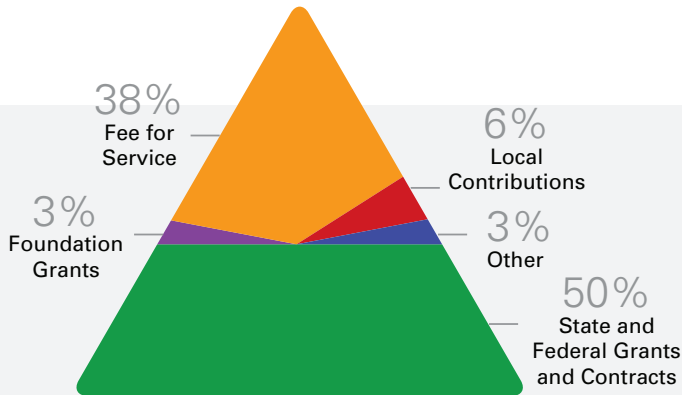
In 2014, 85,340 Michigan citizens were impacted by a CIL through Disability Awareness Training and Community Education and Outreach.

In addition to educational activities at the local level, Michigan's network of Centers for Independent Living collectively work on issues that impact public policy to ensure Michigan's citizens with disabilities have equal opportunities and are able to fully participate in society. In Fiscal Year 2014 we focused on the following issues:

**Independent Living Guide Pilot Project:** CILs launched a pilot project that focuses on removing

barriers for individuals on the path to economic self-sufficiency. Barriers identified include education, affordable housing, transportation, health care and employment. The pilot uses an evidence-based practice to support individuals on their journey, while educating community members and employers about the value of focusing on ability.

**Employment:** Through a variety of venues, including the Governor's Summit on Disability Employment and business and disability groups, numerous employers were educated on the value of employing people with disabilities, and how their bottom line can improve through hiring a diverse workforce.



## Financial Information

Revenue	Amount
State and Federal Grants and Contracts	\$8,938,812
Foundation Grants	\$665,599
Fee for Service	\$6,870,146
Local Contributions	\$995,683
Other	\$558,881
<b>Total</b>	<b>\$18,029,121</b>

Expenses	Amount
Program Expenses	\$15,379,609
Management and General	\$2,415,810
Fundraising	\$413,417
Other	–
<b>Total</b>	<b>\$18,208,836</b>

### Long-term Community Services and Supports:

Michigan's CILs continue to collaborate with the aging network, Office of Services to the Aging and the Michigan Department of Community Health to ensure that people with disabilities and seniors have access to community-based services, avoid needless placement into nursing care facilities and can transition out of facility care back into their own communities.

**Transportation:** Having access to reliable transportation options is a priority for people with disabilities to connect to work, shopping, health care and community. CILs take an active role both locally and at a state level to ensure public transportation is accessible and available so people with disabilities can have access to their communities.

**Housing:** Safe, accessible and affordable housing is a challenge for people with disabilities. The Michigan Disability Housing Workgroup, inclusive of the CILs, is a multi-organization workgroup solely focused on ensuring adequate housing options are available for people with disabilities in Michigan.

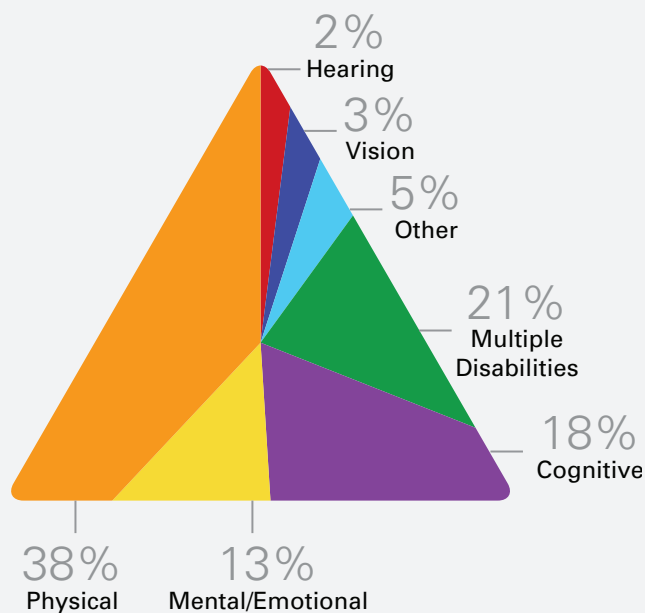
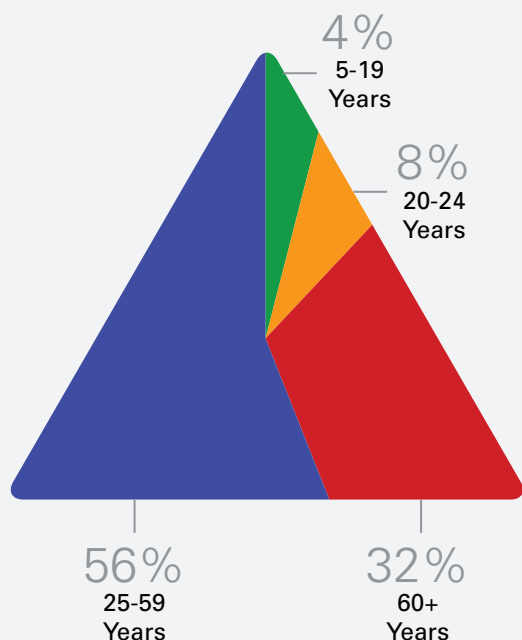
### Changing Lives: In 2014, CILs Assisted 31,151 People with Disabilities

CILs provide direct services to people with disabilities through the development of Independent Living Plans. Below outlines the service categories, number of goals set and goals met during last fiscal year.

#### CIL Consumer Services and Outcomes

Service Category	Goals Set	Goals Met
Accessibility	661	423
Assistive Technology	1,564	1,642
Education	426	279
Employment	1,757	1,173
Health Care	1,248	1,049
Housing	702	322
Ongoing Support	3,089	1,830
Recreation	191	181
Relocation	483	581
Transportation	2,452	1,943
<b>Total</b>	<b>12,573</b>	<b>9,423</b>

### Age & Disability Demographics



Note: 0% - Under 5 years



# DISABILITYnetwork

[dnmichigan.org](http://dnmichigan.org)

This publication is funded by CIL membership dues and the Statewide Independent Living Council.  
Both CILs and SILC receive grants from the Michigan Department of Human Services.